

Auskopplung

3 vs. 1

Im ersten Buch hast du diese Übungen bereits für den binären Bereich kennengelernt.

Nun wenden wir dieses Prinzip auf Triolen an.

Die rechte Hand spielt auf dem Ridebecken, der rechte Fuß die Bassdrum, der linke Fuß die Hi-Hat und die linke Hand die Snaredrum. Diese Instrumentation kann selbstverständlich nach Belieben verändert werden.

Die Takte 1, 3, 5 und 7 dienen dazu dich wieder zu entspannen und dich auf den jeweils nächsten Takt vorzubereiten. Wenn du die Übung sicher beherrscht kannst du diese Zwischentakte weglassen um das Schwierigkeitsniveau zu erhöhen.

Übe zuerst Zeile für Zeile und erweitere dies Stück für Stück, bis du die gesamte Übung am Stück spielen kannst.

Zählweisen:

1.) 1 ti ta 2 ti ta 3 ti ta 4 ti ta (Achteltriolen-Zählweise)

2.) 1 2 3 4 (Viertelnoten-Zählweise)

The musical notation is presented in four rows, each containing two measures. The first measure of each row consists of four quarter notes, each marked with an 'x' above it, indicating a cymbal hit. The second measure of each row consists of four eighth-note triplets, each marked with a '3' above it, indicating a triplet. The notation uses 'x' for cymbals and dots for drums. The first measure of the first row is marked with a '1' above it, and the second measure is marked with a '2' above it. The first measure of the second row is marked with a '3' above it, and the second measure is marked with a '4' above it. The first measure of the third row is marked with a '5' above it, and the second measure is marked with a '6' above it. The first measure of the fourth row is marked with a '7' above it, and the second measure is marked with an '8' above it. The notation is in 4/4 time, as indicated by the time signature in the first measure of the first row.

In den folgenden Beispielen werden die gemeinsam gespielten Noten jeweils um eine Achteltriolenachtern verschoben. In Takt 10, 12, 14 und 16 auf die zweite Triole ("ti") und in den Takten 18, 20, 22 und 24 auf die dritte Achteltriolenachtern ("ta").

Zweite Triole "ti"

The musical notation for the second triole exercise consists of four rows of staves. Each row contains two measures. Measures 9, 11, 13, and 15 show a sequence of four chords, each with an 'x' above it, indicating a rest. Measures 10, 12, 14, and 16 show four eighth-note triplets, each with a '3' above it. The notes in the triplets are shifted by one eighth note in each successive measure.

Dritte Triole "ta"

The musical notation for the third triole exercise consists of four rows of staves. Each row contains two measures. Measures 17, 19, 21, and 23 show a sequence of four chords, each with an 'x' above it, indicating a rest. Measures 18, 20, 22, and 24 show four eighth-note triplets, each with a '3' above it. The notes in the triplets are shifted by one eighth note in each successive measure.

Jetzt folgen jeweils zwei Triolen:

Erste und zweite Triole

Musical notation for measures 25 to 32. Measures 25, 27, 29, and 31 consist of four chords, each marked with an 'x' above it. Measures 26, 28, 30, and 32 consist of four triplets, each marked with a '3' above it. The notation is presented in two columns: measures 25-26, 27-28, 29-30, and 31-32.

Zweite und dritte Triole

Musical notation for measures 33 to 40. Measures 33, 35, 37, and 39 consist of four chords, each marked with an 'x' above it. Measures 34, 36, 38, and 40 consist of four triplets, each marked with a '3' above it. The notation is presented in two columns: measures 33-34, 35-36, 37-38, and 39-40.

Erste und dritte Triole


41 42 43 44 45 46 47 48


Anstelle der durchgehenden Achteltriolen, wird nun jeweils eine Triole ausgelassen. Die Überschriften verraten dir, welche Triolen gespielt werden.


Erste und dritte Triole


49 50 51 52 53 54 55 56

Erste und zweite Triole

57 


59 


61 


63 

Zweite und dritte Triole

65 

67 

69 

71 

Nun wird lediglich die zweite, beziehungsweise die dritte Achteltriole gespielt.

Zweite Triole

Musical notation for the second triplet exercise, measures 73-80. The exercise is in 3/4 time. Measures 73-76 show a sequence of four chords, each marked with an 'x' above the notes. Measures 74-76 show a sequence of four eighth-note triplets, each marked with a '3' above the notes. The notation is presented in four systems, each with a measure number on the left and right.

Dritte Triole

Musical notation for the third triplet exercise, measures 81-88. The exercise is in 3/4 time. Measures 81-84 show a sequence of four chords, each marked with an 'x' above the notes. Measures 82-84 show a sequence of four eighth-note triplets, each marked with a '3' above the notes. The notation is presented in four systems, each with a measure number on the left and right.